



# HLB121D

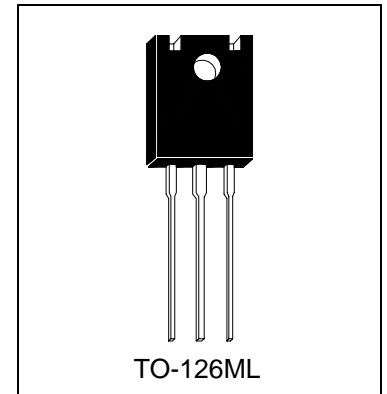
NPN Triple Diffused Planar Type High Voltage Transistor

## Description

The HLB121D is a medium power transistor designed for use in switching applications.

## Features

- High breakdown voltage
- Low collector saturation voltage
- Fast switching speed



## Absolute Maximum Ratings ( $T_A=25^\circ\text{C}$ )

- Maximum Temperatures
  - Storage Temperature ..... -55 ~ +150 °C
  - Junction Temperature ..... +150 °C
- Maximum Power Dissipation
  - Total Power Dissipation ( $T_C=25^\circ\text{C}$ ) ..... 10 W
- Maximum Voltages and Currents
  - $BV_{CBO}$  Collector to Base Voltage ..... 600 V
  - $BV_{CEO}$  Collector to Emitter Voltage ..... 400 V
  - $BV_{EBO}$  Emitter to Base Voltage ..... 6 V
  - $I_C$  Collector Current (DC) ..... 300 mA
  - $I_C$  Collector Current (Pulse) ..... 600 mA
  - $I_B$  Base Current (DC) ..... 40 mA
  - $I_B$  Base Current (Pulse) ..... 100 mA

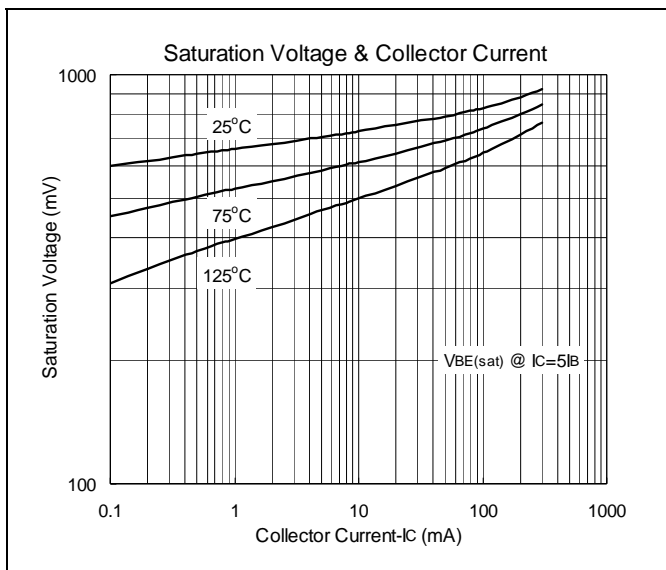
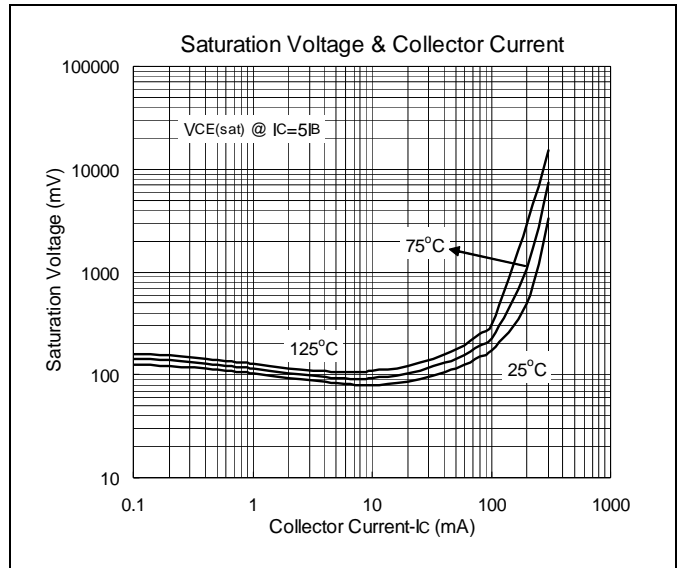
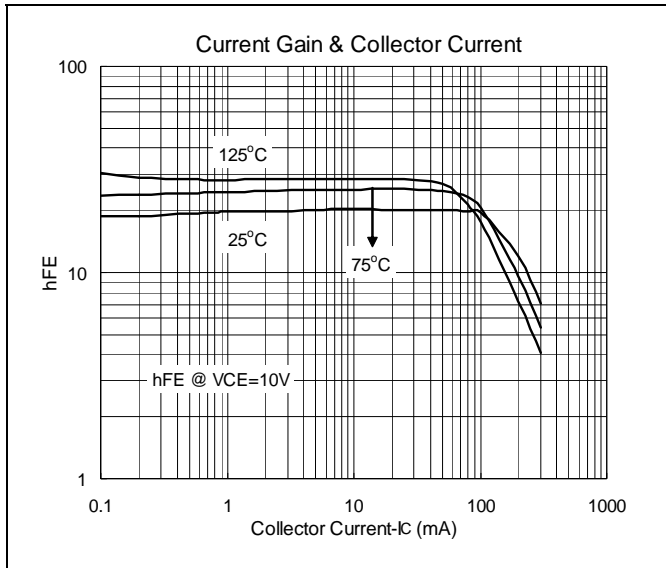
## Electrical Characteristics ( $T_A=25^\circ\text{C}$ )

Symbol	Min.	Typ.	Max.	Unit	Test Conditions
$BV_{CBO}$	600	-	-	V	$I_C=100\mu\text{A}$
$BV_{CEO}$	400	-	-	V	$I_C=10\text{mA}$
$BV_{EBO}$	6	-	-	V	$I_E=10\mu\text{A}$
$I_{CBO}$	-	-	10	$\mu\text{A}$	$V_{CB}=550\text{V}$
$I_{CEO}$	-	-	10	$\mu\text{A}$	$V_{CB}=400\text{V}$
$I_{EBO}$	-	-	10	$\mu\text{A}$	$V_{EB}=6\text{V}$
* $V_{CE(sat)1}$	-	-	400	mV	$I_C=50\text{mA}, I_B=10\text{mA}$
* $V_{CE(sat)2}$	-	-	750	mV	$I_C=100\text{mA}, I_B=20\text{mA}$
* $V_{BE(sat)}$	-	-	1	V	$I_C=50\text{mA}, I_B=10\text{mA}$
* $\eta_{FE1}$	8	-	-		$V_{CE}=10\text{V}, I_C=10\text{mA}$
* $\eta_{FE2}$	10	-	36		$V_{CE}=10\text{V}, I_C=50\text{mA}$

\*Pulse Test: Pulse Width  $\leq 380\mu\text{s}$ , Duty Cycle  $\leq 2\%$



### Characteristics Curve





### TO-126ML Dimension

Marking:

Pb Free Mark  
 Pb-Free: "●" (Note)  
 Normal: None

Date Code      Control Code

Note: Green label is used for pb-free packing

Pin Style: 1.Emitter 2.Collector 3.Base

Material:

- Lead solder plating: Sn60/Pb40 (Normal), Sn/3.0Ag/0.5Cu or Pure-Tin (Pb-free)
- Mold Compound: Epoxy resin family, flammability solid burning class: UL94V-0

DIM	Min.	Max.
A	7.74	8.24
B	10.87	11.37
C	0.88	1.12
D	1.28	1.52
E	3.50	3.75
F	2.61	3.37
G	13	-
H	1.18	1.42
I	2.88	3.12
J	0.68	0.84
K	-	2.30
L	3.44	3.70
M	1.88	2.14
N	0.50	0.51

\*: Typical, Unit: mm

3-Lead TO-126ML  
 Plastic Package  
 HSMC Package Code: D

#### Important Notice:

- All rights are reserved. Reproduction in whole or in part is prohibited without the prior written approval of HSMC.
- HSMC reserves the right to make changes to its products without notice.
- **HSMC semiconductor products are not warranted to be suitable for use in Life-Support Applications, or systems.**
- HSMC assumes no liability for any consequence of customer product design, infringement of patents, or application assistance.

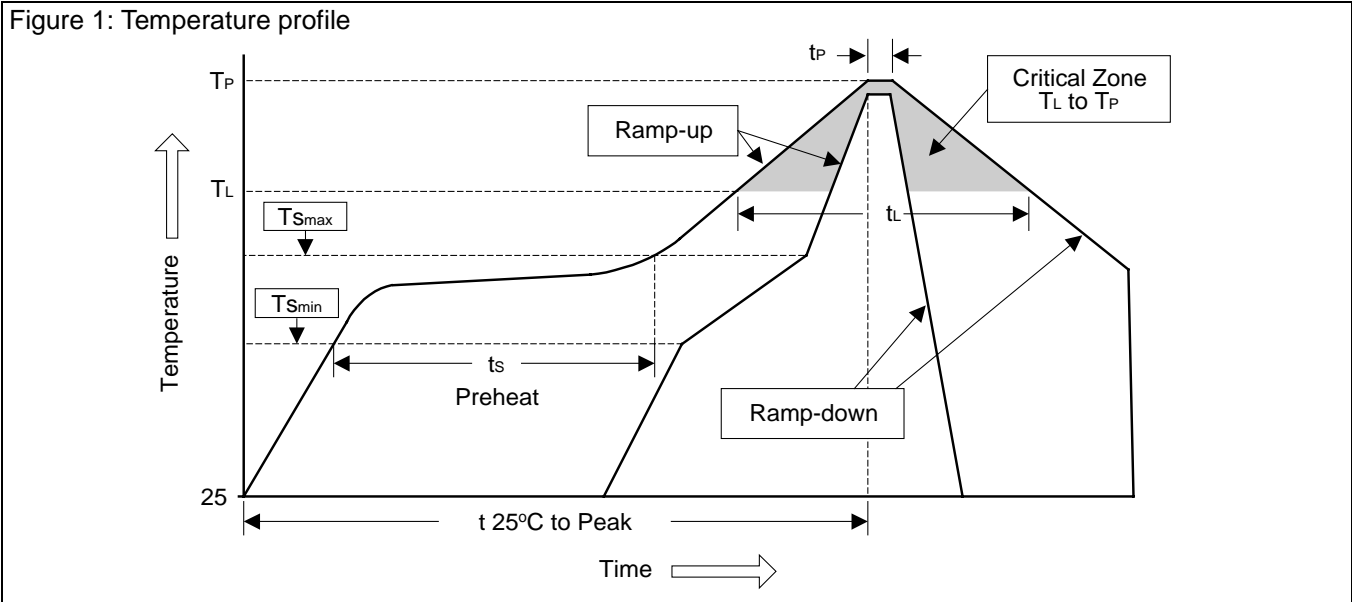
#### Head Office And Factory:

- **Head Office** (Hi-Sincerity Microelectronics Corp.): 10F., No. 61, Sec. 2, Chung-Shan N. Rd. Taipei Taiwan R.O.C.  
 Tel: 886-2-25212056 Fax: 886-2-25632712, 25368454
- **Factory 1:** No. 38, Kuang Fu S. Rd., Fu-Kou Hsin-Chu Industrial Park Hsin-Chu Taiwan. R.O.C  
 Tel: 886-3-5983621~5 Fax: 886-3-5982931



### Soldering Methods for HSMC's Products

1. Storage environment: Temperature=10°C~35°C Humidity=65%±15%
2. Reflow soldering of surface-mount devices



Profile Feature	Sn-Pb Eutectic Assembly	Pb-Free Assembly
Average ramp-up rate ( $T_L$ to $T_P$ )	$<3^{\circ}\text{C}/\text{sec}$	$<3^{\circ}\text{C}/\text{sec}$
Preheat		
- Temperature Min ( $T_{Smin}$ )	100°C	150°C
- Temperature Max ( $T_{Smax}$ )	150°C	200°C
- Time (min to max) ( $t_s$ )	60~120 sec	60~180 sec
$T_{Smax}$ to $T_L$		
- Ramp-up Rate	$<3^{\circ}\text{C}/\text{sec}$	$<3^{\circ}\text{C}/\text{sec}$
Time maintained above:		
- Temperature ( $T_L$ )	183°C	217°C
- Time ( $t_L$ )	60~150 sec	60~150 sec
Peak Temperature ( $T_P$ )	240°C +0/-5°C	260°C +0/-5°C
Time within 5°C of actual Peak Temperature ( $t_p$ )	10~30 sec	20~40 sec
Ramp-down Rate	$<6^{\circ}\text{C}/\text{sec}$	$<6^{\circ}\text{C}/\text{sec}$
Time 25°C to Peak Temperature	$<6$ minutes	$<8$ minutes

### 3. Flow (wave) soldering (solder dipping)

Products	Peak temperature	Dipping time
Pb devices.	245°C ±5°C	5sec ±1sec
Pb-Free devices.	260°C +0/-5°C	5sec ±1sec